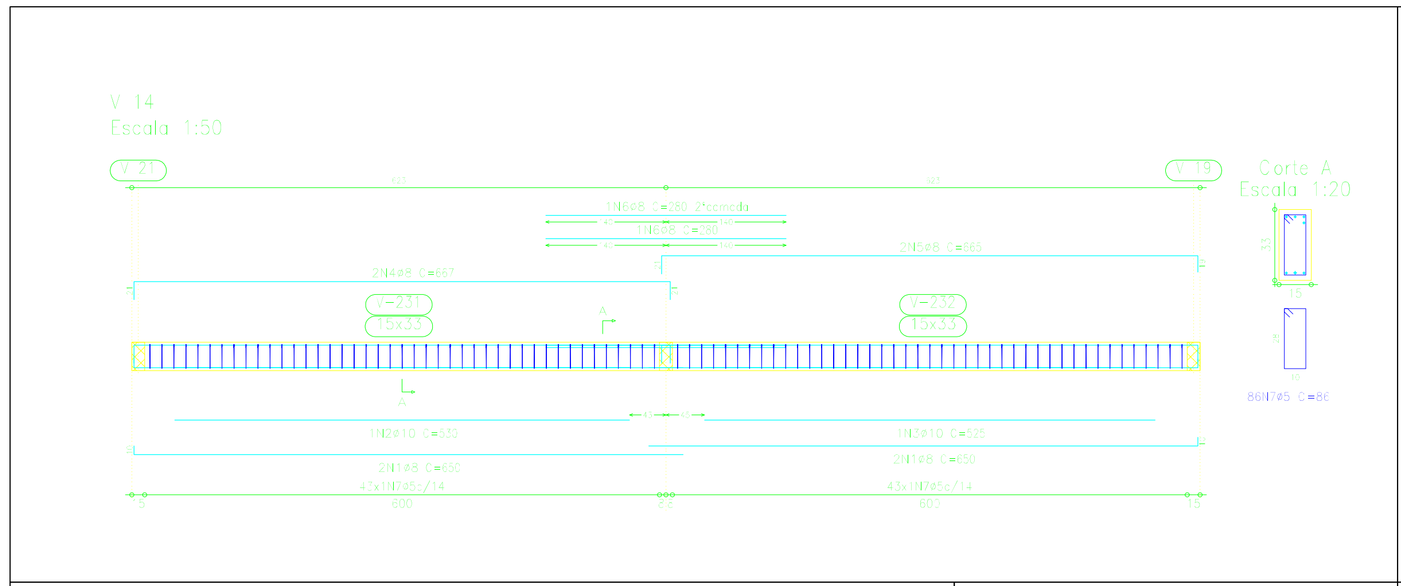

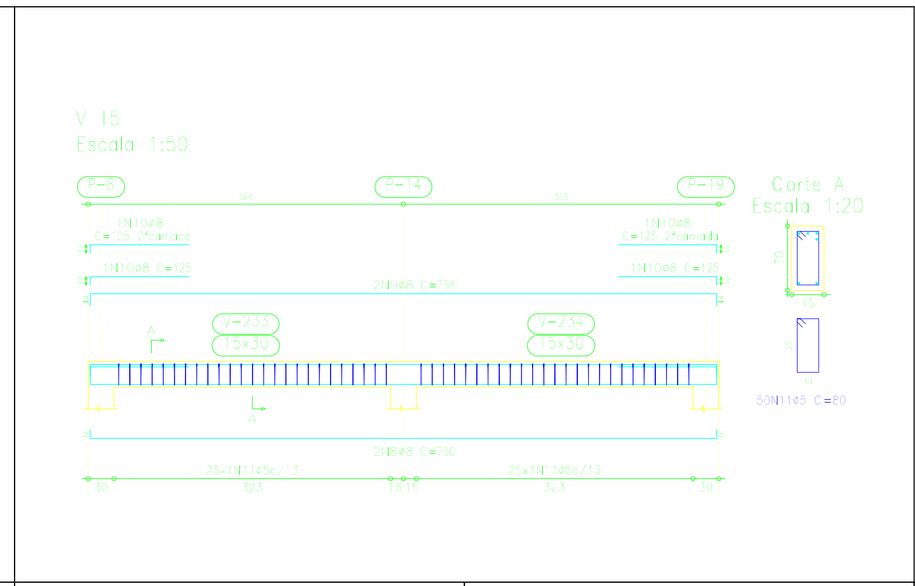

Cobertura
Desenho de vigas
Concreto: C20, em geral
Aço: CA-50-A e CA-60-B
Escala vigas: 1:50
Escala seções: 1:20

Elemento	Pos.	Diam.	Q.	Dob. (cm)	Reta (cm)	Dob. (cm)	Comp. (cm)	Total (cm)	CA-50-A (kg)	CA-60-B (kg)
V 14	1	ø8	4	0	647		659	2636	10,6	
	2	ø10	1		537		530	530	3,3	
	3	ø10	1		525		525	525	3,3	
	4	ø8	4	21	604	21	667	2674	5,2	
	5	ø8	2	21	625	19	685	1370	5,2	
	6	ø8	2		282		289	578	2,2	
	7	ø5	86				86	7396		11,6
	Total+10%:								32,3	12,8
V 15	8	ø8	2	0	731	19	750	1500	5,6	
	9	ø8	2	4	731	14	759	1516	5,6	
	10	ø8	4	0	195		195	780	2,6	
	11	ø5	50				80	4000		6,3
	Total+10%:								15,2	6,9
V 16	12	ø8	2	0	731	19	750	1500	5,6	
	13	ø8	2	6	731	14	760	1520	5,6	
	14	ø8	2	0	147		150	300	1,2	
	15	ø8	2		195	19	125	250	1,6	
	16	ø8	2	0	85		85	170	0,7	
	17	ø5	50				80	4000		6,3
	Total+10%:								16,2	6,9
V 17	18	ø8	2	0	125	19	145	290	1,1	
	19	ø8	2	7	125	19	147	294	1,2	
	20	ø5	9				80	720		1,1
	Total+10%:								2,5	1,2
V 18	21	ø8	2	0	245	22	269	538	2,1	
	22	ø8	2	22	245	20	287	574	2,3	
	23	ø12,5	1	38	162		200	200	2,0	
	24	ø12,5	1	34	161		195	195	1,9	
	25	ø16	1	38	132		170	170	2,7	
	26	ø5	18				80	440		2,3
	Total+10%:								10,1	2,5
V 19 e V 21	27	ø10	2	0	145	22	169	338	2,1	
	28	ø20	2	26	145	26	197	394	6,7	
	29	ø5	9				86	774		1,2
	Total+10%:								13,2	1,3
								(x2):	26,3	2,6
V 20	30	ø10	2	8	145	18	171	342	2,1	
	31	ø20	2	26	145	26	197	394	6,7	
	32	ø5	9				86	774		1,2
	Total+10%:								13,2	1,3
								ø5:	0,0	24,2
								ø8:	64,6	0,0
								ø10:	14,3	0,0
								ø12,5:	4,2	0,0
								ø16:	5,6	0,0
								ø20:	32,1	0,0
								Total:	117,7	24,2

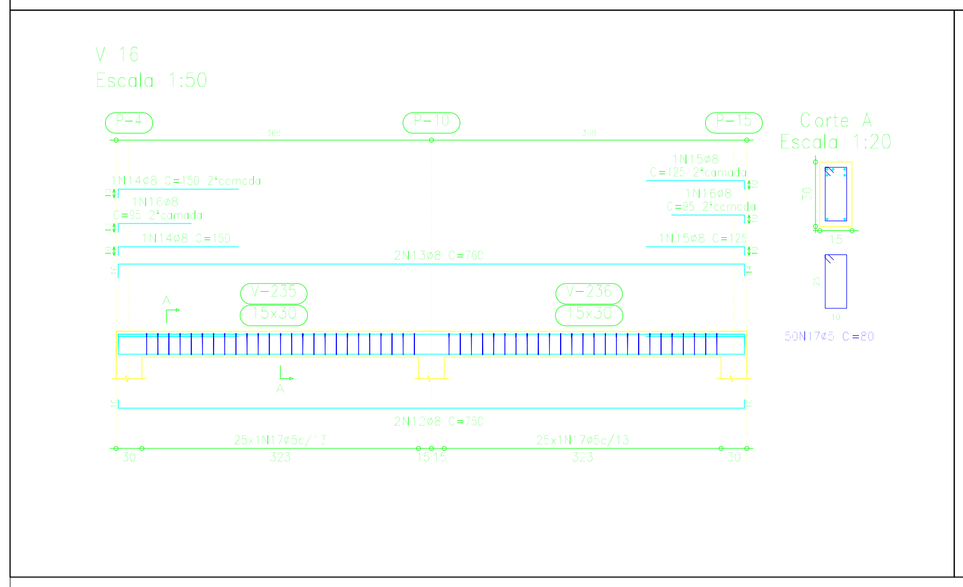

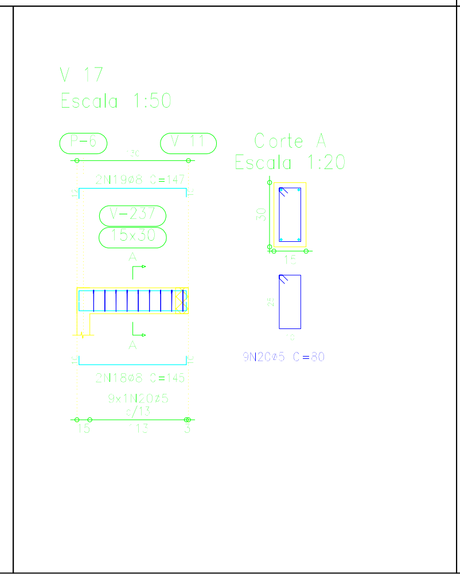

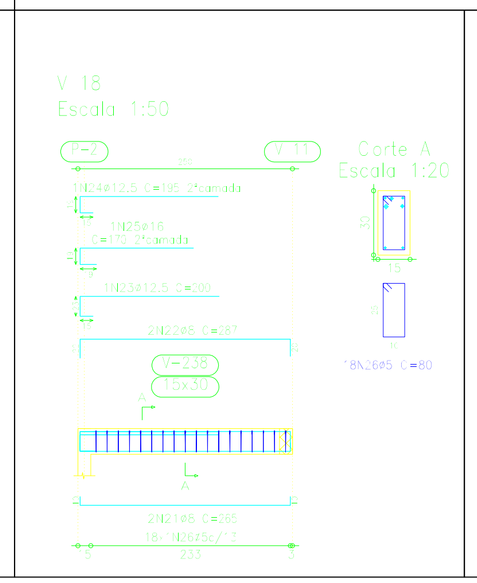

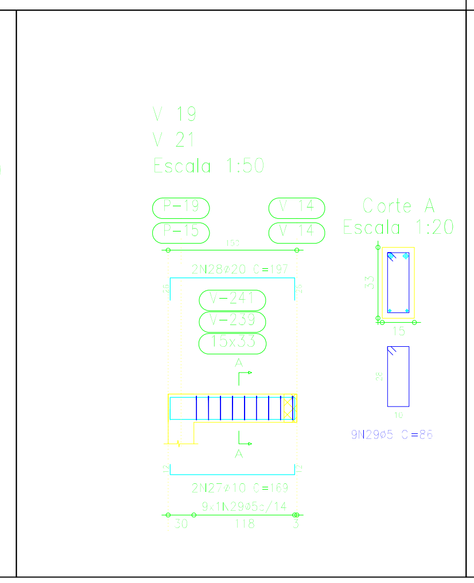

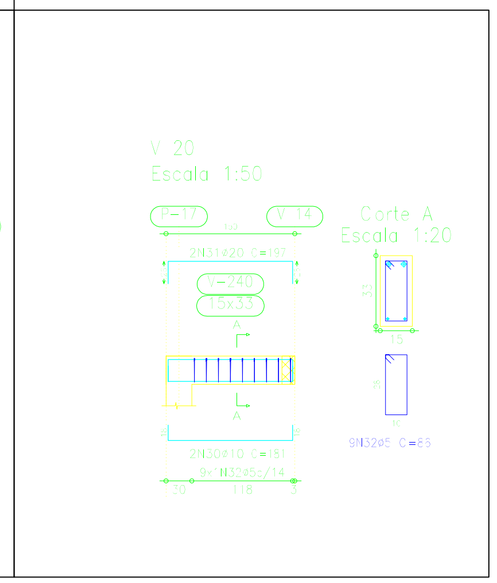

VIGAS DA LAJE DE COBERTURA
ESC.: 1/50

PROJETO ESTRUTURAL

PROJETO

Proprietário: Prefeitura de Lindóia Do Sul

Area Total da Obra:

Autor do Projeto:

Area do Terreno:

Resp. Técnico:

Local da Obra: Rua João Paulo II

Conteúdo: VIGAS DA LAJE DE COBERTURA

03/03

Prop.

Prop.:
CPF:

Resp. Téc.:

DESENHO

DATA

ESCALA: Indicadas